
















## 35 4x100m Freestyle Men Final












Official

 Entries

 Heats

Total    13 years    14 years    15 years    16-18 years

Rank	Competitor	Age	Club	RT	FINA	Result
1	 North Cant...	18	 North Cant...	+0.75		<b>3:49.76</b> Entry: 3:57.70 (- 7.94)
	Bob Thompson	15	(+0.75)	28.11	58.50	58.50
	Ryan Beardsmore	15	(+0.23)	27.21	58.17	1:56.67
	Jake Cadigan	15	(+0.20)	27.55	58.08	2:54.75
	Talisker Dougan	17	(+0.31)	26.61	55.01	3:49.76
2	 Jasi Swim ...	18	 Jasi Swim ...	+0.57		<b>3:51.81</b> Entry: 3:58.39 (- 6.58)
	Daniel Streletsky	15	(+0.57)	28.62	58.62	58.62
	Finlay McCullough	15	(+0.28)	28.17	57.72	1:56.34
	Luke Boyce	16	(+0.30)	27.85	59.04	2:55.38
	Mun Chi Jager	15	(+0.42)	26.91	56.43	3:51.81
3	 SwimZone ...	18	 SwimZone ...	+0.59		<b>3:52.18</b> Entry: 4:04.13 (- 11.95)
	George Dorre	16	(+0.59)	27.40	56.71	56.71
	Ben Housden	16	(+0.34)	28.12	1:00.49	1:57.20
	Wairongo Ihimaera	15	(+0.43)	27.21	57.45	2:54.65
	Michael Smith	16		27.65	57.53	3:52.18
4	 Kowhai Swi...	18	 Kowhai Swi...	+0.68		<b>3:56.44</b> Entry: 3:57.83 (- 1.39)
	Aaron Skipper	18	(+0.68)	26.71	57.67	57.67
	Joe Kuwano	16		28.66	1:01.12	1:58.79
	Fergus Charlton	15	(+0.14)	27.21	59.50	2:58.29
	Toby Hewertson	15	(+0.34)	27.95	58.15	3:56.44
5	 Aquabladz ...	18	 Aquabladz ...	+0.66		<b>4:00.78</b> Entry: 3:59.68 (+ 1.10)
	Asher Hales	15	(+0.66)	26.79	56.58	56.58
	Ollie Wheatley	14	(+0.50)	29.81	1:03.53	2:00.11
	Brooklyn Taylor	13	(+0.75)	28.92	1:02.39	3:02.50
	Monte Woodward	14	(+0.57)	27.92	58.28	4:00.78
6	 Liz van Wel...	18	 Liz van Wel...	+0.46		<b>4:00.81</b> Entry: 3:59.95 (+ 0.86)
	Nathan Holmberg	16	(+0.46)	27.96	58.36	58.36
	Timothy GilliesSmith	16		28.46	1:00.83	1:59.19
	Gianni Martin	15		26.82	57.91	2:57.10
	Luke Houghton	13		29.26	1:03.71	4:00.81
7	 Pirates Swi...	18	 Pirates Swi...			<b>4:00.91</b> Entry: 4:08.33 (- 7.42)
	Sam Hewlett	16		28.51	1:00.79	1:00.79
	Ewan O'Connor-Close	14		27.89	1:00.09	2:00.88
	Lucas De Vera	16		30.36	1:03.40	3:04.28
	Cody Bennett	17		26.79	56.63	4:00.91
8	 Pukekohe ...	18	Pukekohe S...			<b>4:02.53</b> Entry: 4:08.86 (- 6.33)
	Remy Burns	16		28.20	59.49	59.49
	Bishop Lafaele-Pucher	13	(+0.01)	28.74	1:01.49	2:00.98

			Kayden Te Anga	15	27.77	1:00.65	3:01.63	
			Jussi McKenzie	14 (+0.32)	28.60	1:00.90	4:02.53	
9		Waimea S...	18	Waimea Swi...	+0.63	<b>4:02.68</b>	Entry: 4:05.77 (- 3.09)	
			Zac Woods	15 (+0.63)	28.45	59.09	59.09	
			Billy Bradley	16 (+0.37)	29.84	1:02.43	2:01.52	
			Jaxon Palmer-Bensemam	15 (+0.34)	29.08	1:02.07	3:03.59	
			Dylan Reid	16	27.75	59.09	4:02.68	
10		Jasi Swim ...	18	 Jasi Swim ...		<b>4:03.14</b>	Entry: 4:10.11 (- 6.97)	
			Taylor Potter	15	30.20	1:03.21	1:03.21	
			Ensar Durdyev	14 (+0.30)	29.32	1:01.84	2:05.05	
			Kayden Grant	16	27.81	58.92	3:03.97	
			Curtis Shanks	15 (+0.52)	27.94	59.17	4:03.14	
11		Selwyn Swi...	18	 Selwyn Swi...		<b>4:03.89</b>	Entry: 4:17.08 (- 13.19)	
			Toby Benison	15	30.38	1:03.63	1:03.63	
			Harrison Bentley	16 (+0.19)	27.65	58.97	2:02.60	
			Flynn Titter	16 (+0.07)	28.73	59.93	3:02.53	
			Lukas Anson	15 (+0.21)	29.21	1:01.36	4:03.89	
12		Tawa Swim...	18	 Tawa Swim... +0.58		<b>4:06.11</b>	Entry: 4:09.60 (- 3.49)	
			Zach Edwards	16 (+0.58)	27.72	58.15	58.15	
			Jack McPhail	13	18.27	1:05.03	2:03.18	
			Lucas Commerford	14	29.30	1:02.35	3:05.53	
			Roman Anderson	14 (+0.50)	28.67	1:00.58	4:06.11	
13		Ashburton ...	0	 Ashburton ... +0.54		<b>4:16.46</b>		
			Finn Veix	15 (+0.54)	28.63	1:00.25	1:00.25	
			Liam Chalke	15 (+0.51)	30.03	1:01.90	2:02.15	
			Connor Jenkins	13 (+0.68)	32.08	1:09.39	3:11.54	
			Amwolf Artz	13 (+0.36)	29.26	1:04.92	4:16.46	
0		Swimming ...	18	Swimming ... +0.71		<b>4:18.10</b>	Entry: 4:28.11 (- 10.01)	
			Josh Borlase	14 (+0.71)	28.40	1:02.13	1:02.13	
			Ryan Laurence	14 (+0.30)	31.03	1:05.04	2:07.17	
			Tahna Van Zyl	13 (+0.58)	32.00	1:08.06	3:15.23	
			Boston Newman	14 (+0.22)	29.46	1:02.87	4:18.10	
0		Swimming ...	0	Swimming ... +0.53		<b>DSQ</b>		
			Jayden Bryant	15 (+0.53)	27.10	58.31	58.31	
			Max MacInnes	14 (+0.26)	28.38	1:01.07	1:59.38	
			Jack Hayes	15 (+0.42)	28.09	1:00.99	3:00.37	
			Javarn Ray	13	28.91	1:02.60	4:02.97	